

**Share holding Pattern Filed under Regulation 31(b) as on 31/03/2018**

1. Name of Listed Entity: NEWGEN SOFTWARE TECHNOLOGIES LIMITED
2. Scrip Code/Name of Scrip/Class of Security: NEWGEN, EQUITY SHARES
3. Share Holding Pattern Filed under: Reg. 31(1)(a)/Reg.31(1)(b)/Reg.31(1)(c)  
a. if under 31(1)(b) then indicate the report for quarter ending 31/03/2018
4. Declaration : The Listed entity is required to submit the following declaration to the extent of submission of information:

	Particulars	YES*	NO*
a	Whether the Listed Entity has issued any partly paid up shares		NO
b	Whether the Listed Entity has issued any Convertible Securities or Warrants?		NO
c	Whether the Listed Entity has any shares against which depository receipts are issued?		NO
d	Whether the Listed Entity has any shares in locked-in?	YES	
e	Whether any shares held by promoters are pledge or otherwise encumbered?		NO

\*if the Listed Entity selects the option 'NO' for the questions above, the columns for the partly paid up shares, Outstanding Convertible Securities/Warrants, depository receipts, locked-in shares, No of shares pledged or otherwise encumbered by promoters, as applicable, shall not be displayed at the time of dissemination on the Stock Exchange website. Also wherever there is 'No' declared by Listed entity in above table the values will be considered as 'Zero' by default on submission of the format of holding of specified securities.

5. The tabular format for disclosure of holding of specified securities is as follows:



  
 Aman Moway

Table I - Summary Statement holding of specified securities

Category	Category of Shareholder	No of Shareholders	No of fully paid up equity shares held	No of Partly paid-up equity shares held	No of Shares Underlying Depository Receipts	Total No of Shares Held (VII) = (IV)+(V)+(VI)	Shareholding as a % of total no of shares (As a % of (A+B+C2))	Number of Voting Rights held in each class of securities			No of Shares Underlying Outstanding convertible securities (including Warrants)	Shareholding as a % assuming full conversion of convertible Securities (as a percentage of	Number of Locked In Shares		Number of Shares pledged or otherwise encumbered		Number of equity shares held in dematerialized form	
								No of Voting Rights					Total as a % of (A+B+C)	No.	As a % of total Shares held	No.		As a % of total Shares held
								Class X	Class Y	Total								
(I)	(II)	(III)	(IV)	(V)	(VI)	(VII)	(VIII)	(IX)	(X)	(XI)	(XII)	(XIII)	(XIV)					
(A)	Promoter & Promoter Group	5	45928988	0	0	45928988	66.34	45928988	0	45928988	66.34	0	66.34	45928938	100.00	0	0.00	45928988
(B)	Public	42622	21955129	0	0	21955129	31.71	21955129	0	21955129	31.71	0	31.71	2123977	9.67	NA	NA	21833179
(C)	Non Promoter-Non Public																	
(C1)	Shares underlying DRs	0	0	0	0	0	NA	0	0	0	0.00	0	NA	0	0.00	NA	NA	0
(C2)	Shares held by Employees Trusts	1	1351584	0	0	1351584	1.95	1351584	0	1351584	1.95	0	1.95	0	0.00	NA	NA	1351584
	<b>Total:</b>	<b>42628</b>	<b>69235701</b>	<b>0</b>	<b>0</b>	<b>69235701</b>	<b>100.00</b>	<b>69235701</b>	<b>0</b>	<b>69235701</b>	<b>100.00</b>	<b>0</b>	<b>100.00</b>	<b>48052915</b>	<b>69.40</b>	<b>0</b>	<b>0.00</b>	<b>69113751</b>

67884117

Aman Mowery

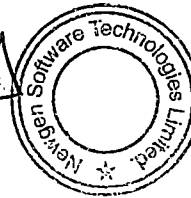


Table II - Statement showing shareholding pattern of the Promoter and Promoter Group

Category	Category & Name of the Shareholder	No of Shareholders	No of fully paid up equity shares held	No of Partly paid-up equity shares held	No of Shares Underlying Depository Receipts	Total No of Shares Held (IV+V+VI)	Shareholding as a % of total no of shares (calculated as per SCRR, 1957 (VIII) As a % of (A+B+C2)	Number of Voting Rights held in each class of securities			No of Shares Underlying Outstanding convertible securities (Including Warrants)	Shareholding as a % assuming full conversion of convertible Securities (as a percentage of diluted share capital) (VII)+(X) As a % of (A+B+C2)	Number of Locked In Shares		Number of Shares pledged or otherwise encumbered		Number of equity shares held in dematerialized form	
								No of Voting Rights					Total as a % of (A+B+C)	No.	As a % of total Shares held	No.		As a % of total Shares held
								Class X	Class Y	Total								
	(I)	(II)	(IV)	(V)	(VI)	(VII)	(VIII)	(IX)			(X)	(XI)	(XII)	(XIII)	(XIV)			
(1)	Indian																	
(a)	Individuals/Hindu undivided Family	5	45928988	0	0	45928988	66.34	45928988	0	45928988	66.34	0	66.34	45928988	100.00	0	0.00	45928988
	T S VARADARAJAN	1	15009306	0	0	15009306	21.68	15009306	0	15009306	21.68	0	21.68	15009306	100.00	0	0.00	15009306
	RAGINI GOORHA	1	50	0	0	50	0.00	50	0	50	0.00	0	0.00	0	0.00	0	0.00	50
	USHA VARADARAJAN	1	4528320	0	0	4528320	6.54	4528320	0	4528320	6.54	0	6.54	4528320	100.00	0	0.00	4528320
	DIWAKAR NIGAM	1	18422406	0	0	18422406	26.61	18422406	0	18422406	26.61	0	26.61	18422406	100.00	0	0.00	18422406
	PRIYADARSHINI NIGAM	1	7968906	0	0	7968906	11.51	7968906	0	7968906	11.51	0	11.51	7968906	100.00	0	0.00	7968906
(b)	Central Government/State Government(s)	0	0	0	0	0	0.00	0	0	0	0.00	0	0.00	0	0.00	0	0.00	0
(c)	Financial Institutions/Banks	0	0	0	0	0	0.00	0	0	0	0.00	0	0.00	0	0.00	0	0.00	0
(d)	Any Other	0	0	0	0	0	0.00	0	0	0	0.00	0	0.00	0	0.00	0	0.00	0
	Sub-Total (A)(1)	5	45928988	0	0	45928988	66.34	45928988	0	45928988	66.34	0	66.34	45928988	100.00	0	0.00	45928988
(2)	Foreign																	
(a)	Individuals (Non-Resident Individuals/Foreign Individual)	0	0	0	0	0	0.00	0	0	0	0.00	0	0.00	0	0.00	0	0.00	0
(b)	Government	0	0	0	0	0	0.00	0	0	0	0.00	0	0.00	0	0.00	0	0.00	0
(c)	Institutions	0	0	0	0	0	0.00	0	0	0	0.00	0	0.00	0	0.00	0	0.00	0
(d)	Foreign Portfolio Investor	0	0	0	0	0	0.00	0	0	0	0.00	0	0.00	0	0.00	0	0.00	0
(e)	Any Other	0	0	0	0	0	0.00	0	0	0	0.00	0	0.00	0	0.00	0	0.00	0
	Sub-Total (A)(2)	0	0	0	0	0	0.00	0	0	0	0.00	0	0.00	0	0.00	0	0.00	0
	Total Shareholding of Promoter and Promoter Group (A)	5	45928988	0	0	45928988	66.34	45928988	0	45928988	66.34	0	66.34	45928988	100.00	0	0.00	45928988

Aman Mourey




Table III - Statement showing shareholding pattern of the Public shareholder

Category	Category & Name of the Shareholder	PAN	No of Shareholders	No of fully paid up equity shares held	No of Partly paid-up equity shares held	No of Shares Underlying Depository Receipts	Total No of Shares Held [(IV+V+VI)]	Shareholding as a % of total no of shares (A+B+C2)	Number of Voting Rights held in each class of securities			No of Shares Underlying Outstanding convertible securities (including Warrants)	Shareholding as a % assuming full conversion of convertible Securities (as a percentage of diluted share capital)	Number of Locked In Shares		Number of Shares pledged or otherwise encumbered		Number of equity shares held in dematerialized form	
									No of Voting Rights					Total as a % of (A+B+C)	No.	As a % of total Shares held	No.		As a % of total Shares held
									Class X	Class Y	Total								
(I)	(II)	(III)	(IV)	(V)	(VI)	(VII)	(VIII)	(IX)			(X)	(XI)	(XII)		(XIII)	(XIV)			
	Institutions																		
(a)	Mutual Funds		3	3748116	0	0	3748116	5.41	3748116	0	3748116	5.41	0	5.41	0	0.00	NA	NA	3748116
(b)	Venture Capital Funds		0	0	0	0	0	0.00	0	0	0	0.00	0	0.00	0	0.00	NA	NA	0
(c)	Alternate Investment Funds		3	2051028	0	0	2051028	2.96	2051028	0	2051028	2.96	0	2.96	0	0.00	NA	NA	2051028
(d)	Foreign Venture Capital Investors		0	0	0	0	0	0.00	0	0	0	0.00	0	0.00	0	0.00	NA	NA	0
(e)	Foreign Portfolio Investors		9	6244480	0	0	6244480	9.02	6244480	0	6244480	9.02	0	9.02	0	0.00	NA	NA	6244480
(f)	Financial Institutions/Banks		2	73257	0	0	73257	0.11	73257	0	73257	0.11	0	0.11	0	0.00	NA	NA	73257
(g)	Insurance Companies		0	0	0	0	0	0.00	0	0	0	0.00	0	0.00	0	0.00	NA	NA	0
(h)	Provident Funds/Pension Funds		0	0	0	0	0	0.00	0	0	0	0.00	0	0.00	0	0.00	NA	NA	0
(i)	Any Other																		
	FOREIGN CORPORATE BODIES		1	60	0	0	60	0.00	60	0	60	0.00	0	0.00	0	0.00	NA	NA	60
	Sub Total (B)(1)		18	12116941	0	0	12116941	17.50	12116941	0	12116941	17.50	0	17.50	0	0.00	NA	NA	12116941
(2)	Central Government/State Government(s)/President of India		0	0	0	0	0	0.00	0	0	0	0.00	0	0.00	0	0.00	NA	NA	0
	Sub Total (B)(2)		0	0	0	0	0	0.00	0	0	0	0.00	0	0.00	0	0.00	NA	NA	0
(3)	Non-Institutions																		
(a)	i.Individual shareholders holding nominal share capital up to Rs.2 lakhs		39929	4333749	0	0	4333749	6.26	4333749	0	4333749	6.26	0	6.26	369577	8.53	NA	NA	4290399
	ii.Individual shareholders holding nominal share capital in excess of Rs. 2		55	2847872	0	0	2847872	4.11	2847872	0	2847872	4.11	0	4.11	1460400	51.28	NA	NA	2790872
(b)	NBFCs Registered with RBI		1	20000	0	0	20000	0.03	20000	0	20000	0.03	0	0.03	0	0.00	NA	NA	20000
(c)	Employee Trusts		0	0	0	0	0	0.00	0	0	0	0.00	0	0.00	0	0.00	NA	NA	0
(d)	Overseas Depositories (Holding DRs)(Balancing figure)		0	0	0	0	0	0.00	0	0	0	0.00	0	0.00	0	0.00	NA	NA	0
(e)	Any Other																		
	NON RESIDENT INDIANS		208	101574	0	0	101574	0.15	101574	0	101574	0.15	0	0.15	21600	21.27	NA	NA	79974
	CLEARING MEMBERS		70	36480	0	0	36480	0.05	36480	0	36480	0.05	0	0.05	0	0.00	NA	NA	36480
	NON RESIDENT INDIAN NON REPATRIABLE		71	428108	0	0	428108	0.62	428108	0	428108	0.62	0	0.62	272400	63.63	NA	NA	428108
	BODIES CORPORATES		154	1733774	0	0	1733774	2.56	1733774	0	1733774	2.56	0	2.56	0	0.00	NA	NA	1733774
	H U F		2116	296631	0	0	296631	0.43	296631	0	296631	0.43	0	0.43	0	0.00	NA	NA	296631
	Sub Total (B)(3)		42694	9838188	0	0	9838188	14.21	9838188	0	9838188	14.21	0	14.21	2123977	21.59			9716238
	Total Public Shareholding (B) = (B)(1)+(B)(2)+(B)(3)		42622	21955129	0	0	21955129	31.71	21955129	0	21955129	31.71	0	31.71	2123977	9.67			2183275

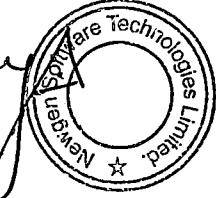

Aman Moway 

Table IV - Statement showing shareholding pattern of the Non Promoter - Non Public Shareholder

Category	Category & Name of the Shareholder	PAN	No of Shareholders	No of fully paid up equity shares held	No of Partly paid-up equity shares held	No of Shares Underlying Depository Receipts	Total No of Shares Held (IV+V+VI)	Shareholding as a % of total no of shares (A+B+C2)	Number of Voting Rights held in each class of securities			No of Shares Underlying Outstanding convertible securities (Including Warrants)	Shareholding as a % assuming full conversion of convertible Securities (as a percentage of diluted share capital)	Number of Locked In Shares		Number of Shares pledged or otherwise encumbered		Number of equity shares held in dematerialized form
									No of Voting Rights		Total as a % of (A+B+C)			No.	As a % of total Shares held	No.	As a % of total Shares held	
									Class X	Class Y								
	(I)	(II)	(III)	(IV)	(V)	(VI)	(VII)	(VIII)	(IX)	(X)	(XI)	(XII)	(XIII)	(XIV)				
(1)	Custodian/DR Holder		0	0	0	0	0	0.00	0	0	0	0.00	0	0.00	NA	NA	0	
(2)	Employee Benefit Trust (under SEBI(Share based Employee Benefit) Reg)		1	1351584	0	0	1351584	1.95	0	0	0	0.00	1.95	0	0.00	NA	NA	1351584
<b>Total Non-Promoter-Non Public Shareholding (C) = (C)(1)+(C)(2)</b>			<b>1</b>	<b>1351584</b>	<b>0</b>	<b>0</b>	<b>1351584</b>	<b>1.95</b>	<b>0</b>	<b>0</b>	<b>0</b>	<b>0.00</b>	<b>1.95</b>	<b>0</b>	<b>0.00</b>			<b>1351584</b>

Aman Moway



**Details of Shares which remain unclaimed may be given hear along with details such as number of shareholders,**

No of Shareholders	No of shares
3	183

*Aman Moway*

